



POWERFUL SOLUTIONS –  
PASSIONATE PEOPLE



**KALTENBACH**

## RANGE OF TOOLS

**Drilling machine**

KDXS





## RANGE OF TOOLS DRILLING MACHINE KDXS

Productivity and quality are always results of optimal coordinated machines and tools. Compose to the original hightech-tools of KALTENBACH and profit from highest precision, best finish quality and maximum of saw power.

This tool catalogue contents original KALTENBACH drill tools to the drilling machine KDXS.


Next to this there are further tool catalogues to circular and band saws.

More information to further tools you can find here: [www.kaltenbach.com](http://www.kaltenbach.com)

## CONTENT

▶ Toolkit KDXS at a glance	4
▶ Toolkit for solid carbide drills	6
▶ Toolkit for CI-drills	8
▶ Toolkit for contouring-marker	12
▶ Toolkit for HSS-drills and countersinks	14
▶ Toolkit for tag drills	18

# TOOLKIT KDXS IM AT A GLANCE




**1 SOLID CARBIDE DRILLS**

**2 CI-DRILL**

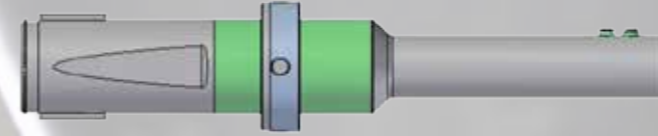
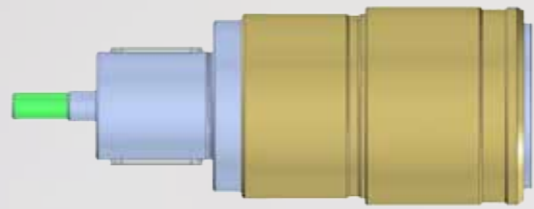
**3 CONTOUR MARKER**

**4 HSS DRILL AND COUNTERSINK**

**5 TAP**



# SOLID CARBIDE DRILLS



drill-Ø	quick-change chuck order-no.	coupling sleeve order-no.	setting sleeve				solid carbide drills, cooling duct drill			
			Ø	L	order-no.		Ø	L	form	order-no.
6.8	2-7735-000302	2-7735-002710	8	292	3-7735-002010	A	6.8	8 x Ø	HE	8-9300-068081
8.0							8.0	8 x Ø	HE	8-9300-080081
8.5			10	268	3-7735-002110	B	8.5	8 x Ø	HE	8-9300-085081
10.0							10.0	8 x Ø	HE	8-9300-100081
10.2			12	253	3-7735-002210	C	10.2	8 x Ø	HE	8-9300-102081
12.0							12.0	8 x Ø	HE	8-9300-120081
13.0			14	291	3-7735-002310	D	13.0	5 x Ø	HE	8-9300-130051
14.0							14.0	5 x Ø	HE	8-9300-140051
15.0			16	285	3-7735-002410	E	15.0	5 x Ø	HE	8-9300-150051
15.5							15.5	5 x Ø	HE	8-9300-155051
16.0			18	275	3-7735-002510	F	16.0	5 x Ø	HE	8-9300-160051
17.0							17.0	5 x Ø	HE	8-9300-170051
17.5			20	267	3-7735-002610	G	17.5	5 x Ø	HE	8-9300-175051
18.0							18.0	5 x Ø	HE	8-9300-180051
19.0							19.0	5 x Ø	HE	8-9300-190051
19.5							19.5	5 x Ø	HE	8-9300-195051
20.0					20.0	5 x Ø	HE	8-9300-200051		

accessories	name	order-no.
spherical pressure screw	M10 x 16,3 B	8-0043-101601
set screw	M8 x 8-45H	7-0913-080800

accessories	name	order-no.
	M6 x 16	3-7735-002950
stop screw	M8 x 1 x 16	3-7735-002940
	M10 x 1 x 16	3-7735-002930
	M12 x 1 x 16	3-7735-002920
	M16 x 1 x 16	3-7735-002910
spherical pressure screw	M8 x 10,3 B	8-0043-081001
	M6 x 10,3 B	8-0043-061001
clamping nut	TR42 x 2	4-7735-002810
woodruff key	10 x 11	7-6888-101100

use in adjusting sleeve
A
B
C; D
E; F
G
D; E; F; G (each 2x)
A; B; C (each 2x)
all
all 2x

# CI-DRILLS



drill-Ø	quick-change chuck order-no.	tool holder			drill-body				cutting insert				
		order-no.	name		Ø	L	shaft	order-no.	Ø	order-no.			
12.5	2-7735-000302	2-7935-000610	tool holder WN16M x 265LG (12,5-14,0)	A	12.50	R5	WN16	8-9042-125050	12.50	8-9042-125000			
14.0					R5	WN16	8-9042-140050	14.00	8-9042-140000				
14.5					2-7935-000710	tool holder WN20M x 250LG (14,5-18,0)	B	14.50	R5	WN20	8-9042-145050	14.50	8-9042-145000
16.0								R5	WN20	8-9042-160050	16.00	8-9042-160000	
17.0								R5	WN20	8-9042-170050	17.00	8-9042-170000	
18.0								R5	WN20	8-9042-180050	18.00	8-9042-180000	
18.5		2-7935-000810	tool holder WN25M x 265LG (18,5-24,0)	C				18.50	R3	WN25	8-9042-185030	18.50	8-9042-185000
19.0								R3	WN25	8-9042-190030	19.00	8-9042-190000	
20.0					R3	WN25	8-9042-200030	20.00	8-9042-200000				
21.0					R3	WN25	8-9042-210030	21.00	8-9042-210000				
22.0					R3	WN25	8-9042-220030	22.00	8-9042-220000				
23.0					R3	WN25	8-9042-230030	23.00	8-9042-230000				
24.0		R3	WN25	8-9042-240030	24.00	8-9042-240000							
25.0		2-7935-000910	tool holder WN32M x 239LG (24,5-32,0)	D	25.00	R3	WN32	8-9042-250030	25.00	8-9042-250000			
26.0					R3	WN32	8-9042-260030	26.00	8-9042-260000				
26.5					R3	WN32	8-9042-265030	26.50	8-9042-265000				
27.0					R3	WN32	8-9042-270030	27.00	8-9042-270000				
28.0					R3	WN32	8-9042-280030	28.00	8-9042-280000				
29.0	R3				WN32	8-9042-290030	29.00	8-9042-290000					
30.0	R3				WN32	8-9042-300030	30.00	8-9042-300000					
31.0	R3				WN32	8-9042-310030	31.00	8-9042-310000					
32.0	R3				WN32	8-9042-320030	32.00	8-9042-320000					
33.0	2-7935-001010				tool holder WD50M x 196LG (33,0-40,0)	E	33.00	R3	WD50	8-9042-330030	33.00	8-9042-330000	
34.0		R3	WD50	8-9042-340030			34.00	8-9042-340000					
35.0		R3	WD50	8-9042-350030			35.00	8-9042-350000					
36.0		R3	WD50	8-9042-360030			36.00	8-9042-360000					
37.0		R3	WD50	8-9042-370030			37.00	8-9042-370000					
38.0		R3	WD50	8-9042-380030			38.00	8-9042-380000					
39.0		R3	WD50	8-9042-390030			39.00	8-9042-390000					
40.0		R3	WD50	8-9042-400030			40.00	8-9042-400000					

set screw	
name	order-no.
DIN 916-M14 x 16	7-0916-141600
DIN 916-M16 x 16	7-0916-161600
DIN 916-M18 x 2 x20 2x	7-0916-182030
DIN 916-M20 x 2 x20 2x	7-0916-202030
DIN 916-M12 x 16 2x	7-0916-121600

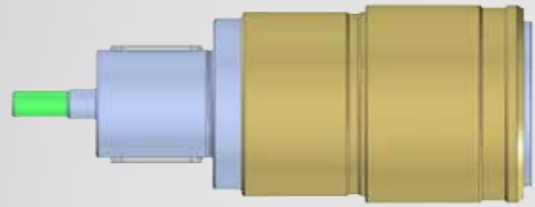
pin spanner	
SW	order-no.
6	7-0911-06000
8	7-0911-08000
10	7-0911-10000

accessories for base body
set screw + pin spanner *

A  
B  
C  
D  
E  
  
A; E  
B  
C; D



# CONTOUR-MARKER



**quick-change chuck KF / KDX**

**order-no.**

2-7735-000302



**coupling sleeve CMT-KDX**

**order-no.**

2-7735-000910



**robot spindle CMT-KDX**

**order-no.**

8-1420-000030



**tapping devices VHM, D=8 90°**

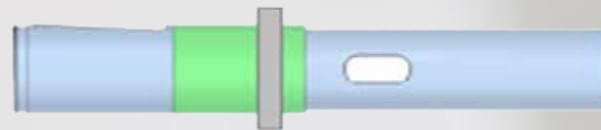


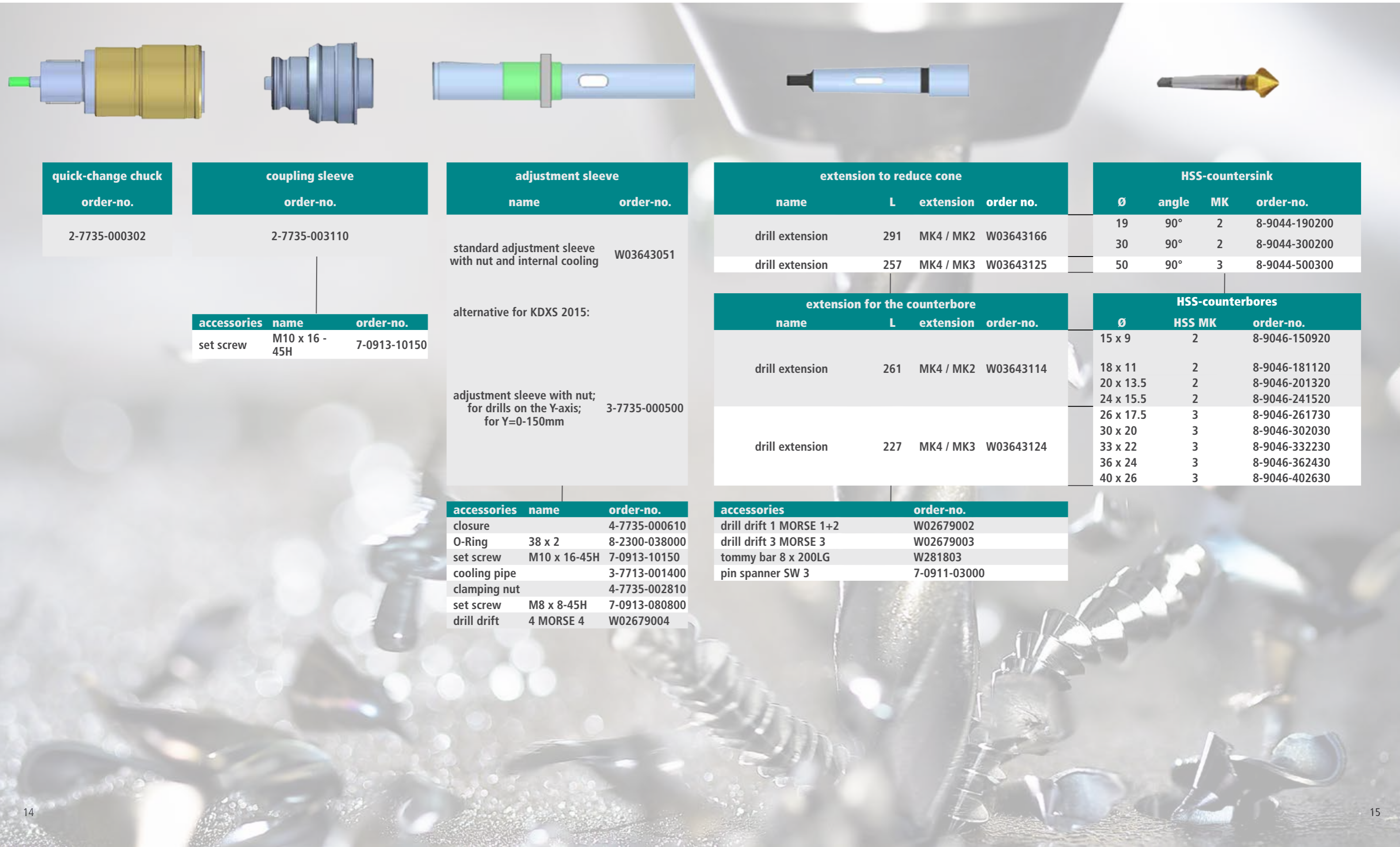
**order-no.**

8-9300-080002

accessories	SW	order-no.
wrench	36	7-0894-36000
	46	7-0894-46000
pin spanner	2.5	7-0911-025000

tool	order-no.
clamping collet	8-9041-050800
wrench 17	7-0894-170000
hook wrech	8-9050-000020

# HSS-DRILLS AND COUNTERSINKS



## quick-change chuck

order-no.
2-7735-000302

## coupling sleeve

order-no.
2-7735-003110

accessories	name	order-no.
set screw	M10 x 16 - 45H	7-0913-10150

## adjustment sleeve

name	order-no.
standard adjustment sleeve with nut and internal cooling	W03643051

alternative for KDXS 2015:  
  
adjustment sleeve with nut; for drills on the Y-axis; for Y=0-150mm

accessories	name	order-no.
	closure	4-7735-000610
	O-Ring	38 x 2
	set screw	M10 x 16-45H
	cooling pipe	3-7713-001400
	clamping nut	4-7735-002810
	set screw	M8 x 8-45H
	drill drift	4 MORSE 4

## extension to reduce cone

name	L	extension	order no.
drill extension	291	MK4 / MK2	W03643166
drill extension	257	MK4 / MK3	W03643125

## extension for the counterbore

name	L	extension	order-no.
drill extension	261	MK4 / MK2	W03643114
drill extension	227	MK4 / MK3	W03643124

accessories	order-no.
drill drift 1 MORSE 1+2	W02679002
drill drift 3 MORSE 3	W02679003
tommy bar 8 x 200LG	W281803
pin spanner SW 3	7-0911-03000

## HSS-countersink


Ø	angle	MK	order-no.
19	90°	2	8-9044-190200
30	90°	2	8-9044-300200
50	90°	3	8-9044-500300

## HSS-counterbores

Ø	HSS MK	order-no.
15 x 9	2	8-9046-150920
18 x 11	2	8-9046-181120
20 x 13.5	2	8-9046-201320
24 x 15.5	2	8-9046-241520
26 x 17.5	3	8-9046-261730
30 x 20	3	8-9046-302030
33 x 22	3	8-9046-332230
36 x 24	3	8-9046-362430
40 x 26	3	8-9046-402630



# HSS-DRILLS



drill-Ø	quick-change chuck	coupling sleeve	adjustment sleeve		reductions			HSS-drills; with cooling duct								
	order-no.		order-no.	name	order-no.	L	MK	order-no.	Ø x L	MK	grinding	order-no.				
9/16"	2-7735-000302	2-7735-003110	standard adjustment sleeve with nut and internal cooling	W03643051	124	MK4 / MK2	W03643164	A	9/16" x 264	2	SB	8-9040-303651				
11/16"									11/16" x 282	2	SB	8-9040-304451				
13/16"									13/16" x 306	3	SB	8-9040-305251				
15/16"													15/16" x 306	3	SB	8-9040-306051
1 1/16"									1 1/16" x 349	4	SB	8-9040-306851				
10.0									171	MK4 / MK2	W03643154	A	10.0 x 233	2	SB	8-9040-310050
10.3													10.3 x 233	2	SB	8-9040-310350
11.0													11.0 x 242	2	SB	8-9040-311050
12.0													12.0 x 251	2	SB	8-9040-312050
12.5													12.5 x 251	2	SB	8-9040-312550
13.0													13.0 x 251	2	SB	8-9040-313050
14.0													14.0 x 259	2	SB	8-9040-314050
14.5													14.5 x 264	2	SB	8-9040-314550
15.0													15.0 x 264	2	SB	8-9040-315050
16.0													16.0 x 270	2	SB	8-9040-316050
17.0									17.0 x 244	2	SB	8-9040-317050				
18.0									18.0 x 282	2	SB	8-9040-318050				
18.5									2-7735-000302	2-7735-003110	alternative for KDXS 2015:		137	MK4 / MK3	W03643158	B
19.0	19.0 x 307	3	SB	8-9040-319050												
20.0	20.0 x 306	3		8-7914-200306												
21.0	21.0 x 306	3		8-7914-210306												
22.0	22.0 x 306	3		8-7914-220306												
23.0	23.0 x 306	3		8-7914-230306												
24.0	24.0 x 306	3		8-7914-240306												
25.0	25.0 x 306	3		8-7914-250306												
26.0	26.0 x 306	3		8-7914-260306												
27.0	27.0 x 349	4		8-7914-270349												
28.0	28.0 x 349	4		8-7914-280349												
29.0	29.0 x 349	4		8-7914-290349												
30.0	30.0 x 349	4		8-7914-300349												
31.0	31.0 x 349	4		8-7914-310349												
32.0	32.0 x 349	4		8-7914-320349												
33.0	33.0 x 349	4		8-7914-330349												
34.0	34.0 x 349	4		8-7914-340349												
35.0	35.0 x 349	4		8-7914-350349												
36.0	36.0 x 349	4		8-7914-360349												
37.0	37.0 x 349	4		8-7914-370349												
38.0	38.0 x 349	4		8-7914-380349												
39.0	39.0 x 349	4		8-7914-390349												
40.0	40.0 x 349	4		8-7914-400349												

drill setting schedules and devices	order-no.
vertical length setting schedule KDXS 2015	3-7700-000500
vertical length setting schedule KDXS 2015	3-7700-000300
horizontal length setting schedule KDXS	3-7700-000400
drill setting gauge H=450 KDXS 2015	3-7777-001500
drill setting gauge H=600 KDXS 2015	3-7777-000600

accessories for adjustment sleeves		
drill drift	MORSE	order-no.
4	4	W02679004

accessories for morse taper		
drill drift	MORSE	order-no.
1	1 + 2	W02679002
3	3	W02679003

# TAP



screw	quick-change chuck order-no.	coupling sleeve order-no.	quick change holder order-no.		BILZ-insert			tap	
					screw	type	order-no.	screw	order-no.
M8	2-7735-000302	W302778	W06033432		M8	WESN2B	W06033431	M8	8-9043-080000
M10				M10	WES2B	W06033402	M10	8-9043-100000	
M12				M12	WES2B	W06033403	M12	8-9043-120000	
M16				M16	WES2B	W06033404	M16	8-9043-160000	
M20				M20	WES2B	W06033405	M20	8-9043-200000	
M22		W304267	W06033504		M22	WES3B	W06033444	M22	8-9043-220000
M24				M24	WES3B	W06033441	M24	8-9043-240000	
M27				M27	WES3B	W06033442	M27	8-9043-270000	
M30				M30	WES3B	W06033443	M30	8-9043-300000	

# ORIGINAL KALTENBACH TOOLS: APPLY AND PRODUCE

- ▶ SAW BLADES
- ▶ SAW BANDS
- ▶ DRILL TOOLS
- ▶ CUTTING TOOLS
- ▶ CUTTING TORCH
- ▶ SHER UNIT

For further information and our foreign affiliates  
please visit:

**[WWW.KALTENBACH.COM](http://WWW.KALTENBACH.COM)**

Product videos:

**[WWW.YOUTUBE.COM/KALTENBACHGROUP](http://WWW.YOUTUBE.COM/KALTENBACHGROUP)**



**KALTENBACH GMBH + CO. KG**

Blasiring 4

D-79539 Lörrach

phone: +49 7621/175 - 0

e-Mail: [info@kaltenbach.de](mailto:info@kaltenbach.de)

[www.kaltenbach.com](http://www.kaltenbach.com)