



POWERFUL SOLUTIONS –  
PASSIONATE PEOPLE



**KALTENBACH**

## **RANGE OF TOOLS**

**Drilling machines**

KDP



## RANGE OF TOOLS DRILLING MACHINE KDP

Productivity and quality are always results of optimally coordinated machines and tools. Choose the original, high-tech tools of KALTENBACH and profit from highest precision, best finish quality and maximum drilling power.

This tool catalogue highlights the original KALTENBACH drill tools for the KDP drilling machines.

In addition to this there are further tool catalogues for circular and band saws.

You can find more information on tools here:  
[www.kaltenbach.com](http://www.kaltenbach.com)

## CONTENT

▶ Toolkit KDP at a glance	4
▶ Toolkit for solid carbide drills	6
▶ Toolkit for CI-drills	8
▶ Toolkit for contour-marking	12
▶ Toolkit for HSS-drills and countersinks	14
▶ Toolkit for taps	18
▶ Toolkit for milling cutters	20
▶ Toolkit for high feed milling	22
▶ Toolkit for form cutter	24
▶ Toolkit for chamfer cutter	26



# TOOLKIT KDM AT A GLANCE



Drilling spindle end

**1 SOLID CARBIDE DRILLS**

**2 CI-DRILL**

**3 CONTOUR MARKER**

**4 HSS DRILL AND COUNTERSINK**

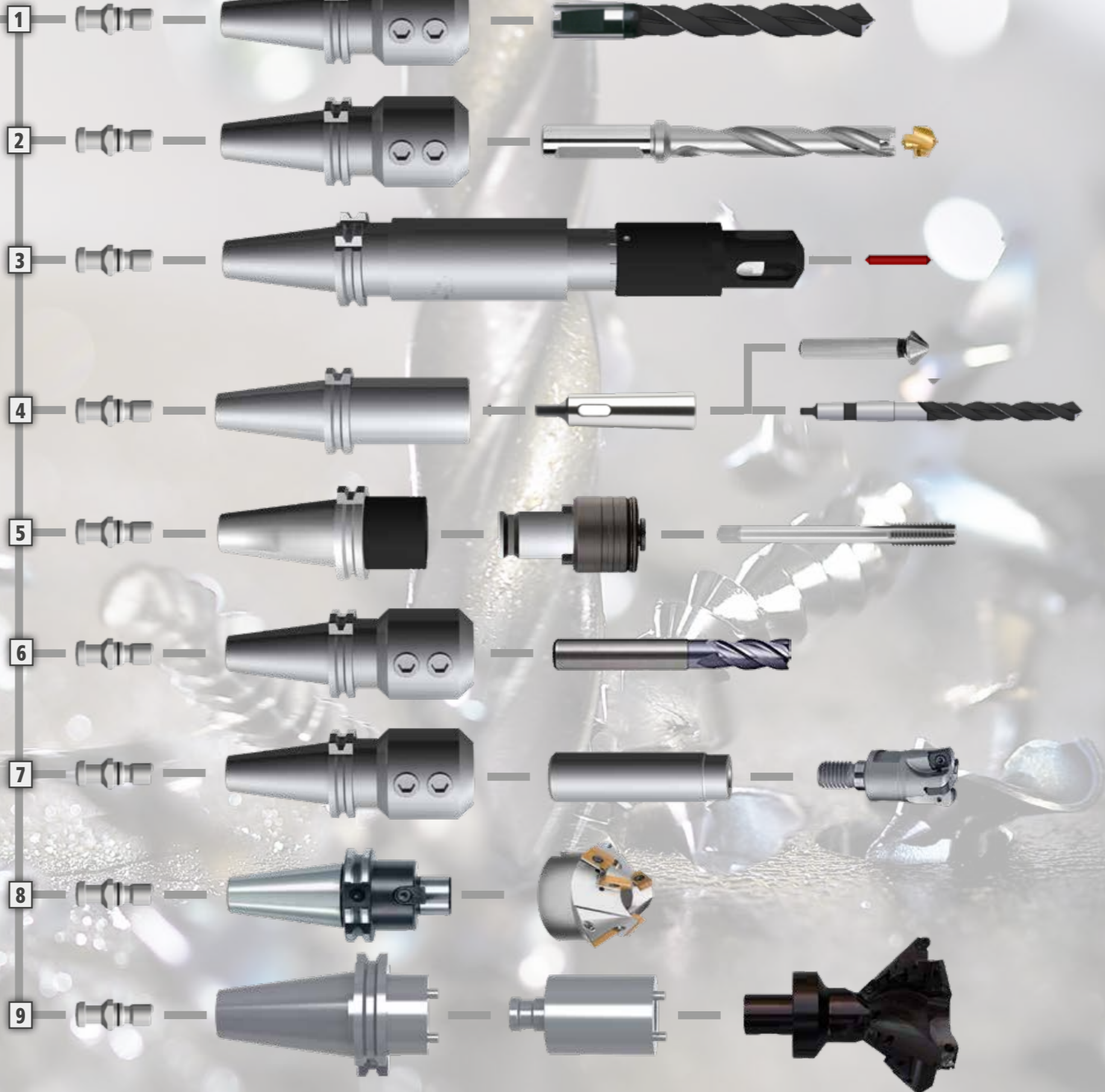
**5 TAP**

**6 MILLING CUTTER**

**7 HIGH FEED MILLING**


**8 FORM CUTTER**

**9 CHAMFER CUTTER**





# SOLID CARBIDE DRILLS



drill-Ø	pull stud A19		tool holder				solid carbide drills; with cooling duct			
	order-no.		name	A	order-no.		Ø	L	form	order-no.
6.8	8-9041-131190		SK40-WN08	200	8-9041-102082	A	6.8	8 x Ø	HE	8-9300-068081
8.0			SK40-WN08	200	8-9041-102082	A	8.0	8 x Ø	HE	8-9300-080081
8.5			SK40-WN10	200	8-9041-102102	B	8.5	8 x Ø	HE	8-9300-085081
10.0			SK40-WN10	200	8-9041-102102	B	10.0	8 x Ø	HE	8-9300-100081
10.2			SK40-WN12	200	8-9041-102122	C	10.2	8 x Ø	HE	8-9300-102081
12.0			SK40-WN12	200	8-9041-102122	C	12.0	8 x Ø	HE	8-9300-120081
13.0			SK40-WN14	200	8-9041-102142	D	13.0	5 x Ø	HE	8-9300-130051
14.0			SK40-WN14	200	8-9041-102142	D	14.0	5 x Ø	HE	8-9300-140051
15.0			SK40-WN16	200	8-9041-102162	D	15.0	5 x Ø	HE	8-9300-150051
15.5			SK40-WN16	200	8-9041-102162	D	15.5	5 x Ø	HE	8-9300-155051
16.0			SK40-WN16	200	8-9041-102162	D	16.0	5 x Ø	HE	8-9300-160051
17.0			SK40-WN18	200	8-9041-102182	E	17.0	5 x Ø	HE	8-9300-170051
17.5			SK40-WN18	200	8-9041-102182	E	17.5	5 x Ø	HE	8-9300-175051
18.0			SK40-WN20	200	8-9041-102202	E	18.0	5 x Ø	HE	8-9300-180051
19.0			SK40-WN20	200	8-9041-102202	E	19.0	5 x Ø	HE	8-9300-190051
19.5			SK40-WN20	200	8-9041-102202	E	19.5	5 x Ø	HE	8-9300-195051
20.0			SK40-WN20	200	8-9041-102202	E	20.0	5 x Ø	HE	8-9300-200051

accessories		SW	order-no.	set screw			pin spanner	
				size	order-no.		SW	order-no.
wrench	19	7-0894-19000		M8 x 10 2x	7-0916-081000	A	4	7-0911-04000
				M10 x 12	7-0916-101200	B	5	7-0911-05000
				M12 x 16	7-0916-121600	C	6	7-0911-06000
				M14 x 16 2x	7-0916-141600	D	8	7-0911-08000
				M16 x 16 2x	7-0916-161600	E	8	7-0911-08000

# CI-DRILLS



drill-Ø	pull stud A19 8-9041-131190	tool holder				drill body				cutting insert				
		name	A	order-no.		Ø	L	shaft	order-no.	Ø	order-no.			
12.5	standard tools	SK-40-WN16	200	8-9041-102162	A	14.0	R5	WN16	8-9042-140050	14.0	8-9042-140000			
14.0						14.5	R5	WN20	8-9042-145050	14.5	8-9042-145000			
14.5		SK40-WN20	200	8-9041-102202	B	16.0	R5	WN20	8-9042-160050	16.0	8-9042-160000			
16.0						17.0	R5	WN20	8-9042-170050	17.0	8-9042-170000			
17.0						18.0	R5	WN20	8-9042-180050	18.0	8-9042-180000			
18.0						18.5	R5	WN25	8-9042-185050	18.5	8-9042-185000			
18.5		SK40-WN25	100	8-9041-102250	C	19.0	R5	WN25	8-9042-190050	19.0	8-9042-190000			
19.0						20.0	R5	WN25	8-9042-200050	20.0	8-9042-200000			
20.0						21.0	R5	WN25	8-9042-210050	21.0	8-9042-210000			
21.0						22.0	R5	WN25	8-9042-220050	22.0	8-9042-220000			
22.0						23.0	R5	WN25	8-9042-230050	23.0	8-9042-230000			
23.0						24.0	R5	WN25	8-9042-240050	24.0	8-9042-240000			
24.0						25.0	R5	WN32	8-9042-250050	25.0	8-9042-250000			
25.0						SK40-WN32	100	8-9041-102320	D	26.0	R5	WN32	8-9042-260050	26.0
26.0		26.5	R5	WN32	8-9042-265050					26.5	8-9042-265000			
26.5		27.0	R5	WN32	8-9042-270050					27.0	8-9042-270000			
27.0	28.0	R5	WN32	8-9042-280050	28.0					8-9042-280000				
28.0	29.0	R5	WN32	8-9042-290050	29.0					8-9042-290000				
29.0	30.0	R5	WN32	8-9042-300050	30.0					8-9042-300000				
30.0	31.0	R5	WN32	8-9042-310050	31.0					8-9042-310000				
31.0	32.0	R5	WN32	8-9042-320050	32.0					8-9042-320000				
32.0	SK40-WD50	120	2-7935-002400-00	E	33.0					R5	WD50	8-9042-330050	33.0	8-9042-330000
33.0					34.0					R5	WN32	8-9042-340050	34.0	8-9042-340000
34.0					35.0	R5	WN32	8-9042-350050	35.0	8-9042-350000				
35.0					36.0	R5	WD50	8-9042-360050	36.0	8-9042-360000				
36.0					37.0	R5	WD50	8-9042-370050	37.0	8-9042-370000				
37.0					38.0	R5	WD50	8-9042-380050	38.0	8-9042-380000				
38.0					39.0	R3	WD50	8-9042-390030	39.0	8-9042-390000				
39.0					40.0	R3	WD50	8-9042-400030	40.0	8-9042-400000				
40.0	replacement tools with WN40	SK40-WN40	120	8-9041-102400	F	33.0	R5	WN40	8-9042-330050	33.0	8-9042-330000			
33.0						34.0	R5	WN40	8-9042-340050	34.0	8-9042-340000			
34.0						35.0	R5	WN40	8-9042-350050	35.0	8-9042-350000			
35.0						36.0	R5	WN40	8-9042-360050	36.0	8-9042-360000			
36.0						37.0	R5	WN40	8-9042-370050	37.0	8-9042-370000			
37.0						38.0	R5	WN40	8-9042-380050	38.0	8-9042-380000			
38.0						39.0	R3	WN40	8-9042-390030	39.0	8-9042-390000			
39.0						40.0	R3	WN40	8-9042-400030	40.0	8-9042-400000			

accessories	SW	order-no.
wrench	19	7-0894-19000

accessories	size	order-no.
set screw	M14 x 16	7-0916-141600
	M16 x 16	7-0916-161600
	M18 x 2 x 20 2x	7-0916-182030
	M20 x 2 x 20 2x	7-0916-202030
ball pressure screw	M12 x 16 x 2x	8-0043-121601
set screw	M20 x 2 x 25 2x	7-0916-202530

accessoires	SW	order-no.
pin spanner	6	7-0911-06000
	8	7-0911-08000
	10	7-0911-10000

A  
B  
C  
D  
E  
F  
  
A; E  
B  
C; D; F

accessories for base body
set screw + pin spanner *





# CONTOUR-MARKING



<b>pull stud - A19</b>		
<b>order-no.</b>		
8-9041-131190		

accessories	SW	order-no.
wrench	19	7-0894-19000

<b>robot spindle CMT SK40</b>		
<b>order-no.</b>		
8-1420-000020		

accessories	SW	order-no.
wrench	36	7-0894-36000
wrench	46	7-0894-46000
pin spanner	2.5	7-0911-025000

<b>tapping device VHM, D=8 90°</b>	
<b>order-no.</b>	
8-9300-080002	

tool	order-no.
clamping collet	8-9041-050800
wrench 17	7-0894-170000
hook wrench	8-9050-000020



# HSS-COUNTERSINKS



counter-bores-Ø	pull stud - A19		tool holder			extension to countersink				HSS-countersink				
	order-no.		order-no.			name	MK	L	order-no.	Ø	angle	MK	order-no.	
19	8-9041-131190		8-9041-101400			drill extension	4 / 2	231	W03643156	A	19	90°	2	8-9044-190200
30						drill extension	4 / 3	227	W03643124		B	30	90°	2
50						drill extension	4 / 3	227	W03643124	50		90°	3	8-9044-500300
						extension to counterbores				HSS-counterbores				
						name	MK	L	order-no.			HSS MK	order-no.	
15	8-9041-131190		8-9041-101400			drill extension	4 / 2	231	W03643156	A	15 x 9	2	8-9046-150920	
18											18 x 11	2	8-9046-181120	
20											20 x 13.5	2	8-9046-201320	
24						drill extension	4 / 3	227	W03643124	B	24 x 15.5	2	8-9046-241520	
26											26 x 17.5	3	8-9046-261730	
30											30 x 20	3	8-9046-302030	
33	33 x 22	3	8-9046-332230											
36	36 x 24	3	8-9046-362430											
40	40 x 26	3	8-9046-402630											
<b>accessories</b>		<b>SW</b>	<b>order-no.</b>	<b>accessories</b>	<b>MORSE</b>	<b>order-no.</b>	<b>accessories</b>	<b>MORSE</b>	<b>order-no.</b>					
wrench		19	7-0894-19000	drill drift 4	4	W02679004	drill drift 1	1 + 2	W02679002	A				
							drill drift 3	3	W02679003	B				



# HSS-DRILLS



drill-Ø	pull stud - A19 order-no.	tool holder order-no.	reduction sleeve, KK=with cooling duct				HSS-drill, with cooling duct					
			KK	MK	order-no.		Ø	MK	SB	order-no.		
9/16"	8-9041-131190	8-9041-101400		4 / 2	8-9041-124200	A	9/16" x 264	2	SB	8-9040-303651		
11/16"								11/16" x 282	2	SB	8-9040-304451	
13/16"												
15/16"												
1 1/16"												
1 3/16"					x	4 / 3	8-9041-124300	B	1 1/16" x 385	4		8-9040-306853
1 5/16"									1 3/16" x 349	4		8-9040-307651
1 9/16"									1 5/16" x 349	4		8-9040-308451
6.8									1 9/16" x 349	4		8-9040-310051
8.0									6.8 x 174	1		8-9040-106850
8.5									8.0 x 181	1		8-9040-108050
9.0									8.5 x 181	1		8-9040-108550
10.0									9.0 x 188	1		8-9040-109050
10.3									10.0 x 233	2	SB	8-9040-310050
11.0									10.3 x 233	2	SB	8-9040-310350
11.5									11.0 x 242	2	SB	8-9040-311050
12.0									11.5 x 242	2	SB	8-9040-311550
12.5									12.0 x 251	2	SB	8-9040-312050
13.0									12.5 x 251	2	SB	8-9040-312550
14.0									13.0 x 251	2	SB	8-9040-313050
14.5					x	4 / 2	8-9041-124200	A	14.0 x 259	2	SB	8-9040-314050
15.0									14.5 x 264	2	SB	8-9040-314550
16.0									15.0 x 264	2	SB	8-9040-315050
17.0									16.0 x 270	2	SB	8-9040-316050
18.0									17.0 x 244	2	SB	8-9040-317050
18.5									18.0 x 282	2	SB	8-9040-318050
19.0									18.5 x 307	3	SB	8-9040-318550
20.0									19.0 x 307	3	SB	8-9040-319050
21.0							20.0 x 313	3	SB	8-9040-320050		
22.0							21.0 x 320	3	SB	8-9040-321050		
22.5							22.0 x 327	3	SB	8-9040-322050		
23.0							22.5 x 334	3	SB	8-9040-322550		
24.0							23.0 x 334	3	SB	8-9040-323050		
25.0							24.0 x 342	3	SB	8-9040-324050		
26.0							25.0 x 342	3	SB	8-9040-325050		
26.5							26.0 x 350	3	SB	8-9040-326050		
27.0							26.5 x 350	3	SB	8-9040-326550		
28.0							27.0 x 349	4		8-7914-270349		
29.0							28.0 x 349	4		8-7914-280349		
30.0							29.0 x 349	4		8-7914-290349		
31.0							30.0 x 349	4		8-7914-300349		
32.0							31.0 x 349	4		8-7914-310349		
33.0							32.0 x 349	4		8-7914-320349		
34.0							33.0 x 349	4		8-7914-330349		
35.0							34.0 x 349	4		8-7914-340349		
36.0							35.0 x 349	4		8-7914-350349		
37.0							36.0 x 349	4		8-7914-360349		
38.0							37.0 x 349	4		8-7914-370349		
39.0							38.0 x 349	4		8-7914-380349		
40.0							39.0 x 349	4		8-7914-390349		
							40.0 x 349	4		8-7914-400349		

accessories	SW	order-no.
wrench	19	7-0894-19000

accessories	MORSE	order-no.
drill drift 4	4	W02679004

accessories	MORSE	order-no.
drill drift 1	1 + 2	W02679002
drill drift 3	3	W02679003

A  
B

# TAP




screw	pull stud - A19		tapping chuck				BILZ-insert			tap	
		order-no.	WFLK	A	SK	order-no.	screw	type	order-no.	screw	order-no.
M8		8-9041-131190	225	126	40	8-9041-004200	M8	WESN2B-120	8-9041-040801	M8	8-9043-080000
M10							M10	WESN2B-120	8-9041-041001	M10	8-9043-100000
M12							M12	WESN2B-100	8-9041-041200	M12	8-9043-120000
M14							M14	WESN2B-100	8-9041-041400	M14	8-9043-140000
M16							M16	WESN2B-100	8-9041-041600	M16	8-9043-160000
M18							M18	WESN2B-100	8-9041-041800	M18	8-9043-180000
M20							M20	WESN2B-100	8-9041-042000	M20	8-9043-200000
M22							M22	WES3B	W06033444	M22	8-9043-220000
M24		340	126	40	8-9041-004300	M24	WES3B	W06033441	M24	8-9043-240000	
M27						M27	WES3B	W06033442	M27	8-9043-270000	
M30						M30	WES3B	W06033443	M30	8-9043-300000	

accessories	SW	order-no.
wrench	19	7-0894-19000



# MILLING CUTTER



cutter	pull stud - A19 order-no.	tool holder					solid carbide cutter		
		name	A	form	order-no.		Ø	KSF	order-no.
6.0	8-9041-131190	SK40-WD06	200	ADB	8-9041-306062	A	10.0	KSF	8-9047-150100
8.0		SK40-WD08	200	ADB	8-9041-306082				
10.0		SK40-WD10	200	ADB	8-9041-306102				
		SK40-WD12	230	ADB	8-9041-306103				
					(at Y-axis on 0)				
12.0		SK40-WD12	100	ADB	8-9041-306121	B	12.0	KSF	8-9047-150120
13.5		SK40-WD12	200	ADB	8-9041-306122				
		SK40-WD12	230	ADB	8-9041-306123				
					(at Y-axis on 0)				
14.0		SK40-WD14	200	ADB	8-9041-306142	C	14.0	KSF	8-9047-150140
		SK40-WD14	230	ADB	8-9041-306143				
					(at Y-axis on 0)				
16.0	SK40-WD16	100	ADB	8-9041-306161	D	16.0	KSF	8-9047-150160	
	SK40-WD16	200	ADB	8-9041-306162					
	SK40-WD16	230	ADB	8-9041-306163					
				(at Y-axis on 0)					
18.0	SK40-WD18	200	ADB	8-9041-306182	E	18.0	KSF	8-9047-150180	
	SK40-WD18	230	ADB	8-9041-306183					
				(at Y-axis on 0)					
20.0	SK40-WD20	100	ADB	8-9041-306201		20.0	KSF	8-9047-150200	
	SK40-WD20	200	ADB	8-9041-306202					


accessories	SW	order-no.
Schraubenschlüssel	19	7-0894-19000

set screw			
screw	amount	order-no.	
M8 x 10	2x	7-0916-081000	A
M10 x 12		7-0916-101200	B
M12 x 16		7-0916-121600	C
M14 x 16		7-0916-141600	D
M16 x 16	2x	7-0916-161600	E

pin spanner		
SW	order-no.	
4	7-0911-04000	A
5	7-0911-05000	B
6	7-0911-06000	C
8	7-0911-08000	D; E

# HIGH FEED MILLING



cutter	pull stud - A19 order-no.	tool holder					milling tool holder			milling tool			indexable insert	
		name	A	form	order-no.		Ø	M	order-no.	Ø	M	order-no.	Ø	order-no.
16,0	8-9041-131190	SK40-WD12	100	ADB	8-9041-306121	A	16	8	8-9053-120160	16	8	8-9053-130160	8-9053-140090	
		SK40-WD12	200	ADB	8-9041-306122									
		SK40-WD12	230	ADB	8-9041-306123									
														(Y-axis to 0)
		SK40-WD14	200	ADB	8-9041-306142									
		SK40-WD14	230	ADB	8-9041-306143									
				(Y-axis to 0)										
20,0		SK40-WD16	100	ADB	8-9041-306161	B								
		SK40-WD16	200	ADB	8-9041-306162									
		SK40-WD16	230	ADB	8-9041-306163									
				(Y-axis to 0)										
20,0		SK40-WD18	200	ADB	8-9041-306182	C								
		SK40-WD18	230	ADB	8-9041-306183									
				(Y-axis to 0)										
32,0		SK40-WD20	100	ADB	8-9041-306201	D	20	10	8-9053-120200	20	10	8-9053-130200		
		SK40-WD20	200	ADB	8-9041-306202									
		SK40-WD32	100	ADB	8-9041-306321									
				(Y-axis to 0)										

accessories	SW	order-no.
wrench	19	7-0894-19000

set screw		
screw	amount	order-no.
M12 x 16	2x	7-0916-121600
M14 x 16		7-0916-141600
M16 x 16		7-0916-161600
M20 x 20	2x	7-0916-202030

pin spanner	
SW	order-no.
6	7-0911-06000
8	7-0911-08000
10	7-0911-10000

A  
B  
C  
D  
A; B  
C  
D

Clamping screw for indexable insert	
name	order-no.
SM25-064-00	8-9053-000001

pin spanner	
name	order-no.
DS-T08S	8-9053-000002



# FORM CUTTER



cutter		pull stud - A19		tool holder			chamfer cutter		indexable insert		
		order-no.		name	Ø	order-no.	Ø	order-no.	order-no.		
		8-9041-131190		Fräsdorn SK 40	27x40	8-9041-357274	A	95 mm, 45°	8-9047-800950	8-9053-145020	
			Fräsdorn SK 40	27x100	8-9041-357276						
			Fräsdorn SK 40	27x160	8-9041-357277						
			Fräsdorn SK 40	32x50	8-9041-357325	B	140 mm, angular 132 mm, round	8-9047-701400 8-9047-701320	8-9053-145090 8-9053-145080		
			Fräsdorn SK 40	32x100	8-9041-357326						
accessories		SW	order-no.	chuck key			clamping screw for indexable insert		pin spanner		
wrench		19	7-0894-19000	accessories	SW	order-no.	name	order-no.	name	order-no.	
				pin spanner	10	7-0911-10000	A	SM35	8-9053-000003	DS-T10S	8-9053-000004
				pin spanner	14	7-0911-14000	B	SM50	8-9053-000007	DS-T20S	8-9083-000008



# CHAMFER CUTTER



cutter	pull stud - A19		tool holder			milling tool holder			chamfer cutter		indexable insert	
	order-no.		name	order-no.		A	order-no.		Ø	order-no.		
	8-9041-131190		Werkzeugaufnahme INNO FIT	8-9041-308001	A	50	8-9041-308002	B	(Invert) 90x45°	8-9047-800900	8-9053-145020	
						100	8-9041-308003					
accessories		SW	pin spanner			pin spanner			clamping screw for indexable insert		pin spanner	
wrench	19	order-no.	SW	order-no.		SW	order-no.		SM	order-no.	name	order-no.
		7-0894-19000	4	7-0911-04000	A	4	7-0911-04000	B	40	8-9053-000005	DS-T15S	8-9053-000006



# ORIGINAL KALTENBACH TOOLS: APPLY AND PRODUCE

- ▶ SAW BLADES
- ▶ SAW BANDS
- ▶ DRILL TOOLS
- ▶ CUTTING TOOLS
- ▶ CUTTING TORCHES
- ▶ SHEAR UNIT

For further information and our foreign affiliates  
please visit:

**[WWW.KALTENBACH.COM](http://WWW.KALTENBACH.COM)**

Product videos:

**[WWW.YOUTUBE.COM/KALTENBACHGROUP](http://WWW.YOUTUBE.COM/KALTENBACHGROUP)**

Follow us on LinkedIN:

**[WWW.LINKEDIN.COM/COMPANY/KALTENBACH](http://WWW.LINKEDIN.COM/COMPANY/KALTENBACH)**



**KALTENBACH GMBH + CO. KG**

Blasiring 4

D-79539 Lörrach

phone: +49 7621/175 - 0

e-Mail: [info@kaltenbach.de](mailto:info@kaltenbach.de)

[www.kaltenbach.com](http://www.kaltenbach.com)